

Club Notes: Lord

September 2009




My youngest daughter, Jordan, declared, "I'm bored!" so many times this summer that I threatened to give her an extensive list of chores if she uttered that phrase one more time! So, being a creative almost 10-year-old, the next day she said, "Mom, I'm entertainment-challenged!" They can hardly wait for school to be out for the summer, and while she'd deny it with her last breath, she was happy when school started back up again! Kim's youngest daughter (a High School Senior this year) was also smiling on the first day of school!

I know that many of you are familiar with this type of situation. Now that school has begun, let the quilting resume!!





(Jordan & Chloe)



As summer draws to a close, we're seeing more and more fall-themed quilts. The fabrics are rich with golds, rusts, and pumpkin orange.


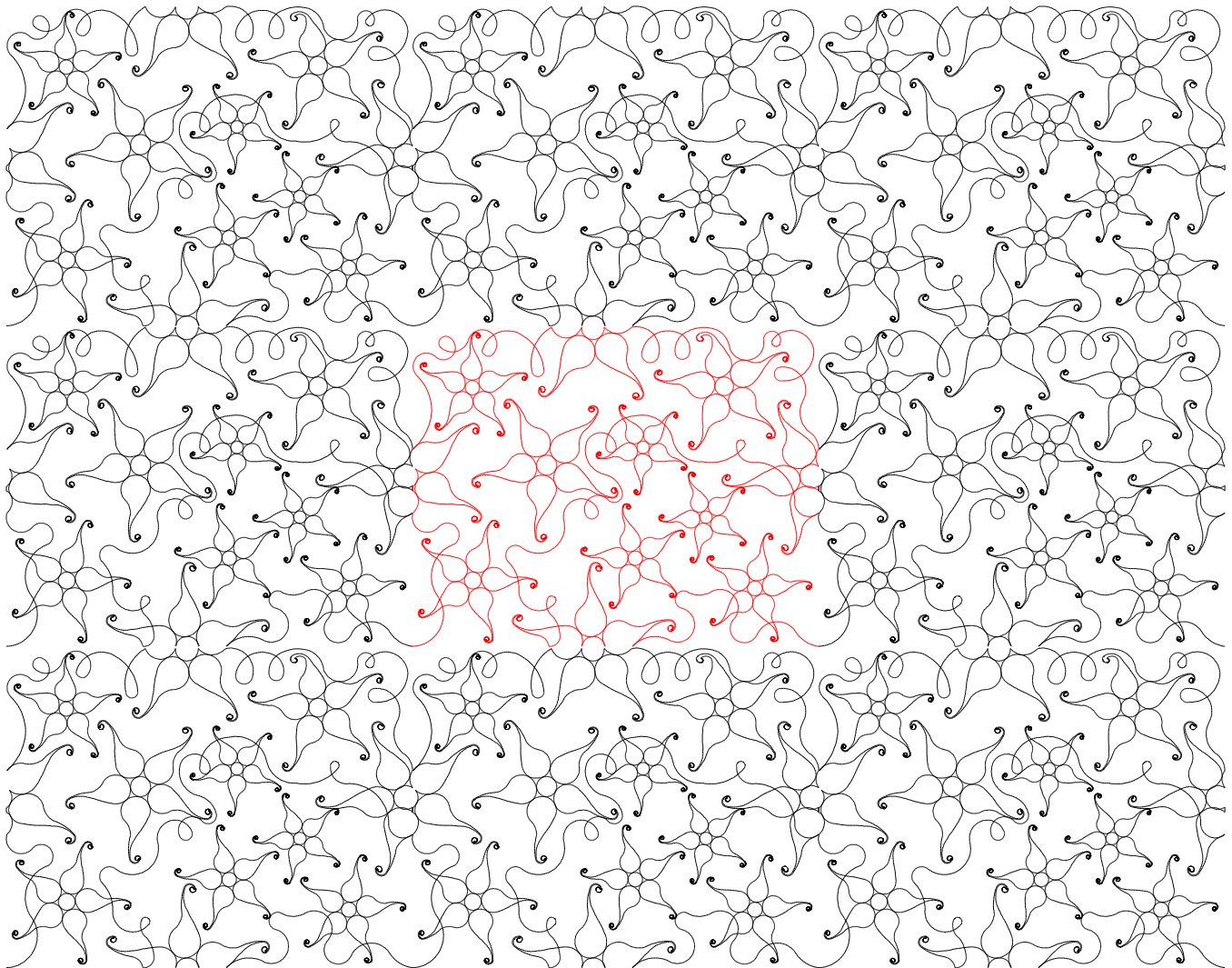
There are three new patterns in the Autumn starburst set, as well as five new patterns in the Feather Leaf Set.



See it stitched out on page 9.

And of course, the Halloween fabric are in the quilt shops already (why not, the Halloween candy is already on the shelves in the grocery stores!). One of my customers made a quilt for her husband (who studies spiders). She wanted a "realistic" spider pattern. **Look what Kim came up with!**

JORDANS FLOWER PANO SQUARED

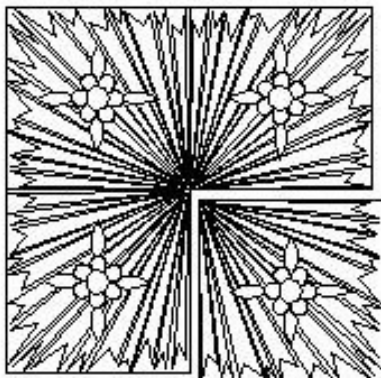

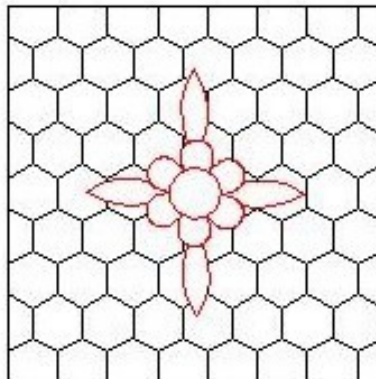
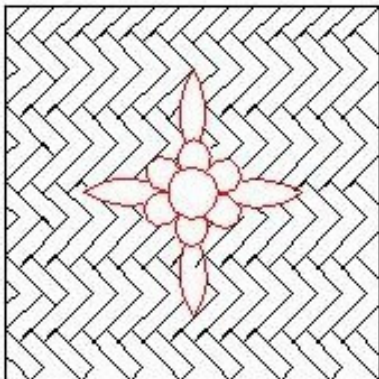


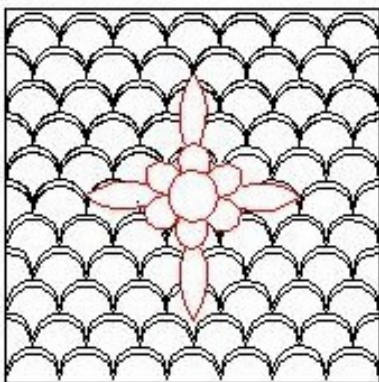


My “entertainment challenged” daughter drew this picture over the summer vacation. I showed it to Kim and she made a panograph out of it. I’ve already stitched it out on 3 quilts (although none of them for for Jordan, much to her chagrin). It’s similar to last month’s Virginia creeper pano, in that it is not an interlocking pattern, but they way it’s designed, there is no linear gap between the quilting passes!

Background Fills




Background Fills

Judi Krot (CJC Member) has been asking for a bunch of background fill patterns. Some of these patterns would work nicely in solid alternate blocks as well as behind appliqué (shown below).



Notice how this background fill pattern can be used in four blocks to create even more continuity in the quilt.






Hearts & Gizzards Quilt and Squared Wedding Ring Quilt



This design was created for a Hearts & Gizzards quilt (upper left), but also worked really well on the squared version of a wedding ring quilt (upper right).


Displayed to the left, this is what the back of the quilts look like....a whole cloth quilt that you didn't have to map out! Simply beautiful. The pattern sews out one quarter at a time, and is connected with no sew lines.


CJC Member Gina Sue called this a “clock style” Dresden plate block, and needed something special. Now she has a set of blocks named for her!



Anchor's Away!!!

We've had several requests for patterns including all things nautical. The border pattern is not a new pattern....many of you have this in your pattern stashes! This pano is suitable for both a sailing hobbyist and for little tot quilts!





Need something new to use on some of your more feminine quilts? The sample above shows Heart Flower Pano 001 SQ in a Border to Border application, and framed by the Bow Brd Crn 001 and Bow Border 001. It's great to have the swag look without having to do the math!!



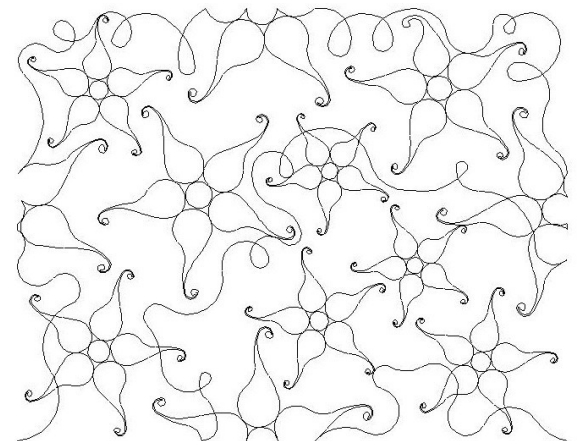



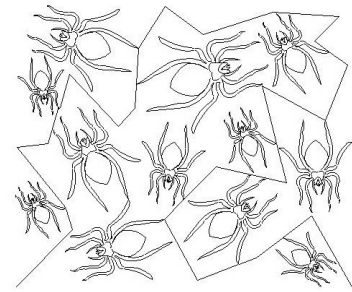




Kim personally tested the daisy cupcake pano when she quilted this 9-patch & cupcake quilt for baby Lucee (due to join us in late October). Her nursery is decorated within an inch of its life! Wonder what Kim will come up with for the nursery she's setting up at the Sweet Dreams Quilt Studio location?!








Spider pano 003



16 Panographs!!



Panos, Continued



The Crown Jewels Club members are promised all the patterns Kim draws in the previous month, with a minimum pattern count of 50 patterns. You *might* have noticed that you've been receiving closer to 70 patterns over the past few months. Know why? Because you get everything Kim draws, even if the patterns are specialty patterns, using someone's name. We understand that those name patterns are not likely to be useful to most of the quilters, but we did promise..... This batch of patterns includes two name panos (Amanda and Go Gators) along with 16 real panos!

